







SONI MODERN PUBLIC SCHOOL

2024-25 Syllabus

Class- Nur.

Subject- Maths

- April:- Learn to draw
Standing Standin Line (1)
Sleeping Line (-)
Slanting Line (A)
Circlel (O)
Curved Line (~)
Counting 1 to 5
Oral 1 to 5 Counting
- FA-1**
- May:- Matching Number with number, Write 1, 3 and 5 Draw over it Over Numbers
Draw Pencil
Write Counting 1 to 5
Oral Counting 1 to 8
Oral Counting 1 to 10
- July:- White Counting 1 to 15
Matching with Numbers
Shapes- Circle and Square
Oral- Big/ Small, One/ Many
Counting 1 to 15
- August:- Write Counting 1 to 20
Match with Numbers
Match with Picture
Oral 1 to 20
- September FA-II
Write 1 to 30Counting
Basic concept full/empty
Recognition of Shapes    more/less
- Oral : 1 to 30 Counting, All Revision work (Count and write)
Recognise the numbers upto 1 to 30
- October :- **SA- I**
Counting 1 to 40
matching with numbers
Count and write.
- Oral : 1 to 40Counting.
Shapes recognition   
- November:- Counting 1 to 50
What Comes after
Revise All work.

- Oral :- 1 to 40 Counting
Matching
- December:- Revision 1 to 60 Counting
What Come Between
What Come after
Matching
Circle the Big & Small Numbers.
- January:- 1 to 75 Counting
Matching Numbers
After, Between
Shapes Name (Matching)
What comes before
- February:- 1 to 10 Counting
1 to 5 Counting Oral
After, Before, Between
Matching Count and write
Circle the big or small
Object
SA- II Exam
- March:- Revision of Number 1 to 100 and revision of all Concepts

SUBJECT- ENGLISH

- April:- Draw Lines
Standing Lines (/)
Sleeping Lines (—)
Curved Line (/ \)
Writing Letter: I, E, F, H, L, O, P
Good manners- Good morning
- May:- Revision All work
A to F Learn also
writing Letter: -T, O, P, R, X
Rhymes: - Twinkle Twinkle
 Johny Johny
All Good manners Revision and Learn again.
- July:- Revision again
Writing Letter: A to H
Matching :- Match the same letter's
Write the letter of the picture (A to J)
Rhymes: Two little Hands
Good manners: - Good morning, Sorry, Thank you
Oral: A to Z
- August- Restraining
Writing Letter A to Q
Matching
Write the first letter

Rhymes: Early to Bed, Roses are Red.

Oral:- A to Z

FA-II

Good manners: May I Come in :

May I go to washroom

Sorry , Please

SA- I Exam

September:- All Revision
Q to U writing
A to u Oral
Circle the same Letter
Matching with Alphabet first letter of the picture
Rhymes :- All Poem read again
Oral – A to Z

November:- Writing Letter A to Z
Matching with picture
Matching with Alphabet
What comes After
First letter of the picture
Oral:- A to Z and All Revision work.

December:- Writing A to z
What comes After, Between
Fill in the Blanks
Oral:- My Self , Name is _____
My Class Teacher Name is _____
O read om _____
Rhymes:- There was a Bee

January:- FA-II
A to Z
After, Before, Between
Rhymes :- Humpty Dumpty

February:- All Revision work. February: a to e

March:- SA-II

SUBJECT- HINDI

अप्रैल:- खड़ी रेखा (/)
लेटी रेखा (—)
तिरछी रेखा (/)
वक्र रेखा ()
अक्षर लेखन :- अ , ऊ , आ , उ (चित्र सहित)
कविता:- बन्दर मामा, हाथी दादा

एफ० ए० - I चित्र पचानो , अक्षर चित्र से मिलान देखकर शब्द बताए | (मौखिक)

मई:- पेंसिल चलाना सिखाना
अक्षर लेखन : अ, आ, उ, ऊ, इ, ई (चित्र सहित)
कविता :- हाथी दादा
मौखिक स्वर :- अ से ऊ तक
अक्षर की पहचान

एफ० ए० - II

जुलाई:- अ से ऋ तक
मिलान करो, अक्षर पहचानो चित्र सहित
कविता : कम्प्यूटर, सैर
मौखिक : स्वर की पहचान अ , आ, इ, ई,
कहानी : दातों की सफाई

अगस्त:- अभ्यास कार्य :-
अ से अ: तक, अक्षर की पहचान चित्र के साथ
मौखिक स्वर :- अ से अ: तक
कविता :- नई किताब, सब गोल

सितम्बर :- अ से अ: तक
स्वदों का मिलान
चित्रों को अक्षर से मिलाओ
सभी कार्य का अभ्यास करवाएं |

एस ० ए० - I अ से अ: तक लिखें | चित्र पहचानो चित्र से
अक्षर मिलाओ | चित्र से चित्र मलाओ देख कर लिखें

अक्टूबर:- अभ्यास कार्य
अ से इ तक
चित्रों की पहचान
मिलान
खाली स्थान भरो

कविता :- गुब्बारा, हुआ सवेरा
मौखिक : अ से इ तक

रचनात्मक कार्य:- फ्लैश कार्ड्स (स्वर और व्यंजन की पहचान)

नवम्बर : अभ्यास कार्य
अ से ण तुक
चित्र पहचानो
खाली स्थान भरो

कविता : हुआ सवेरा,
मौखिक : अ से ज तक

दिसम्बर:- अ से न तक
मिलान
चित्रों व स्वरो की पहचान

कविता- बंदर का ससुराल
मौखिक स्वर: सभी कार्य का अभ्यास

एफ० ए० - III- अक्षर पहचानों,क से न तक लिखें मिलान करें (शब्दों व चित्रों) चित्र देखकर शब्द लिखें ।

जनवरी:- अ से म तक (पढ़ना बोलना और चित्र पहचानना)
खाली स्थान, बाद के अक्षर, मिलान
(स्वरों के साथ व चित्रों के साथ)

कविता : - गाजर और टमाटर
कहानी :- अच्छा व्यवहार

फरवरी:- अ से ज तक (लिखना एवं पढ़ना)
पुरे कार्य की पुनरावृत्ति
मौखिक : ओरल कविता दोहरायें
कविता : सभी कविताएँ दोहराएँ
रचनात्मक कार्य : व्यंजन एवं स्वर रेल बनाएँ ।
ओरल कविता दोहरायें

मार्च:- **एस ० ए० - I**
अ से अ: तक, क से ज तक, शब्द पहचाने, अक्षर से अक्षर मिलाएं, अक्षर से चित्र
मिलाएं खली स्थान भरें, बाद के अक्षर लिखें ।

SUBJECT- GK

April/May Good morning, Good afternoon
Parts of Body, Fruits name.

Conversation

- What is your Name ?
- What is your class Teacher's name?
- What is your father's name?
- What is your Mother's name?
- In which class do you studying ?
- How old are you ?

Activity : Baisakhi/Id

July:- Revise all the conversation part again

Learn Magic Words - Thank you, Sorry

Activity : Group activity : Paper tearing and sticking : Thumb Painting (Peacock)

August:- Learn fruits name, Parts of the body and colors name (With Picture)
Thinks in the classroom.

Activity : Tree Color flag making and rakhi making

Sep:-

Conversation

- What is your teacher's name ?
- What is the name of your School
- What is the name of your school Principal
- What is the name of your chairman?

Activity : Clay Modeling
Fire evacuation drill

Oct:- Life Skills : Comebere, go there

Vegetables name with pictures

CONVERSATION

- Whose birthday is celebrated on 2nd October ?
- What was gandhiji lovingly called by children ?

Activity : Draw flower by lady finger

Nov:- Revise all the previous work

Learn animals name (with picture)

CONVERSATION

- Which is Pandit Nehru's favourite flower
- What was Pandit Nehru lovingly called by children
- Which is your favourite flower ?
- What is the colour of your favourite flower

Activity : Making clay balls
Black and white day Colouring on Chart

Dec:- Learn all the previous work

Learn names and draw different Shapes



Jan / Feb:-

Activity Work : Colouring Activity
 Threading beads
 Colouring National Emblem
 Clay modelling activity

Subject:- DRAWING

April:- Square
Square door.

May:- Circle
Circle Sun

July:- Triangle
Triangle birthday Cap-
Rectangle

Aug : rectangle gift box.
Combination of a square, Circle,
Triangle and rectangle.

Sep:- Beehive honey

Oct:- Round Shape (Swim Ring)
Triangular (Watermelon piece)

Nov:- ice-Cream Cone.
Sunglasses.
Cherries.

Dec. - Triangles (Tree)
Rectangle Shapes (Stool)

Jan:- Pencil box
Match box

Feb :- Train engine
Rocket